



aerospace  
climate control  
electromechanical  
filtration  
fluid & gas handling  
hydraulics  
**pneumatics**  
process control  
sealing & shielding



# P3X Series Membrane dryers

Catalogue no. PDE2640TCUK - September 2010



ENGINEERING YOUR SUCCESS.



**WARNING**

FAILURE OR IMPROPER SELECTION OR IMPROPER USE OF THE PRODUCTS AND/OR SYSTEMS DESCRIBED HEREIN OR RELATED ITEMS CAN CAUSE DEATH, PERSONAL INJURY AND PROPERTY DAMAGE.

This document and other information from Parker Hannifin Corporation, its subsidiaries and authorized distributors provide product and/or system options for further investigation by users having technical expertise. It is important that you analyze all aspects of your application and review the information concerning the product or system in the current product catalog. Due to the variety of operating conditions and applications for these products or systems, the user, through its own analysis and testing, is solely responsible for making the final selection of the products and systems and assuring that all performance, safety and warning requirements of the application are met. The products described herein, including without limitation, product features, specifications, designs, availability and pricing, are subject to change by Parker Hannifin Corporation and its subsidiaries at any time without notice.

**SALE CONDITIONS**

The items described in this document are available for sale by Parker Hannifin Corporation, its subsidiaries or its authorized distributors. Any sale contract entered into by Parker will be governed by the provisions stated in Parker's standard terms and conditions of sale (copy available upon request).

### The Problem

Compressed air is an essential power source that is widely used throughout industry. This safe, powerful and reliable utility can be the most important part of your production process.

However, your compressed air will contain water, dirt, wear particles and even degraded lubricating oil which all mix together to form an unwanted condensate. This condensate often acidic, rapidly wears tools and pneumatic machinery, blocks valves and orifices causing high maintenance and costly air leaks. It also corrodes piping systems and can bring your production process to an extremely expensive standstill.

The use of high efficiency compressed air filters fitted with condensate drains will remove the oil, water and dirt particles to eliminate the abrasive sludge in the compressed air system.

In many cases this action alone is not enough, as modern production systems and processes demand an even higher level of air quality. Where required “point of use” membrane air dryers can provide the correct air quality, without the need for drying the complete compressed air installation, which can be both costly and totally unnecessary.

### The Efficient Solution

The Parker P3X Series membrane air dryers employ an advanced molecular membrane technology that dries the compressed air and lowers the pressure dewpoint (PDP). The compact space saving design offer the user uncompromised performance from a dedicated “point-of-use” air dryer. It is easy to install and will transform an ordinary process into a highly reliable and efficient production operation.

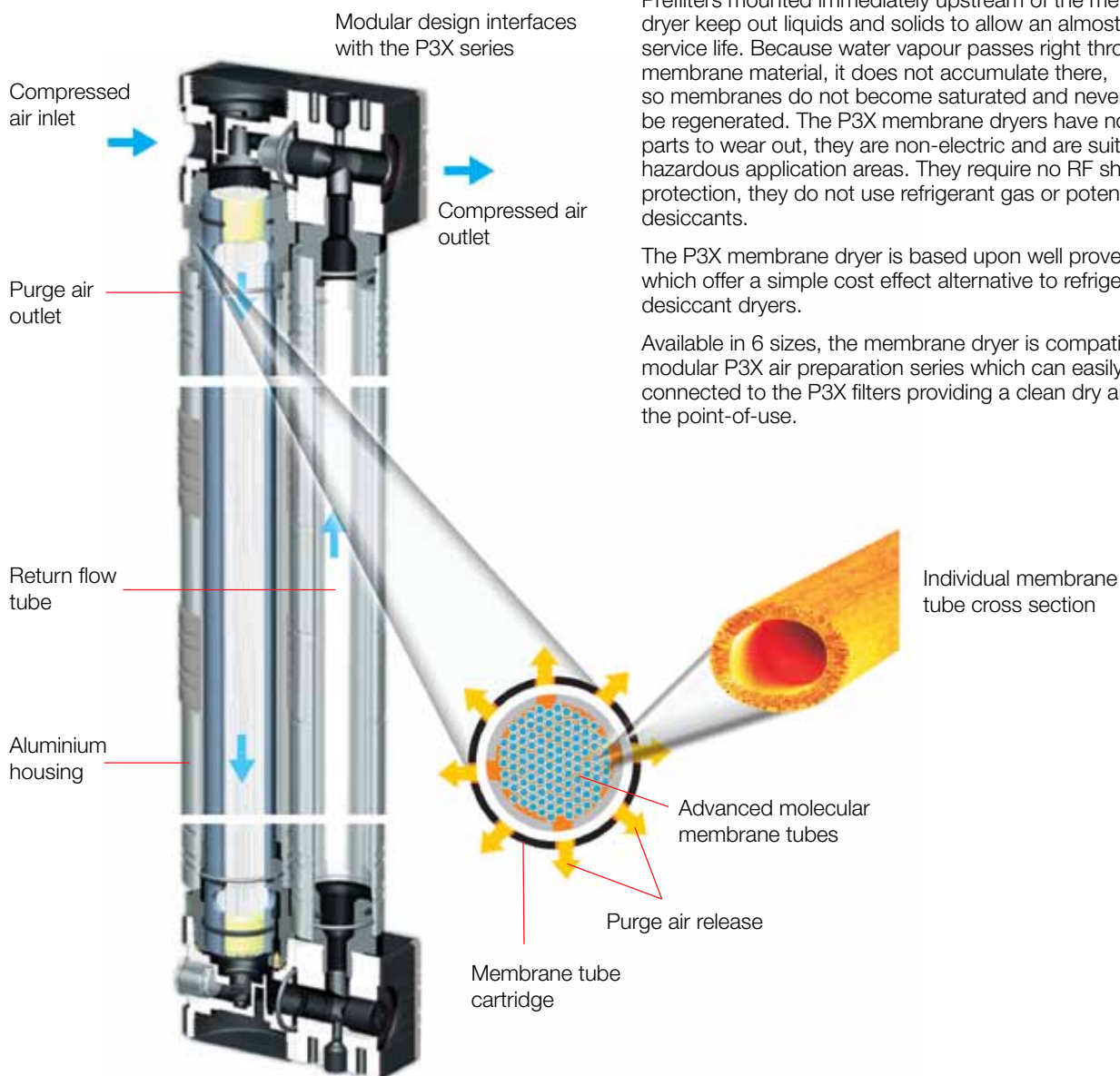
The membrane material is formed into bundles of individual fibres retained in a cartridge. Water vapour escapes through the walls of the fibre to a sweep chamber from where it is continuously vented to atmosphere as a gas. A fraction of the dried air is routed through the sweep chamber to continuously purge and exhaust moisture vapour.

The P3X series membrane dryers can be used for many years to dry air continuously. They instantly respond to any change in inlet conditions. The P3X dryers perform at temperatures between 2° and 60° C (ambient or inlet) and handle pressure from 5 bar to 16 bar. The inlet flow rate and pressure determine the outlet dew point suppression. In other words, membrane dryers deliver a constant level of drying protection that follow the rise or fall of the inlet dew point temperature.




Prefilters mounted immediately upstream of the membrane dryer keep out liquids and solids to allow an almost unlimited service life. Because water vapour passes right through the membrane material, it does not accumulate there, so membranes do not become saturated and never need to be regenerated. The P3X membrane dryers have no moving parts to wear out, they are non-electric and are suitable for hazardous application areas. They require no RF shielding or protection, they do not use refrigerant gas or potentially dusty desiccants.

The P3X membrane dryer is based upon well proven principles which offer a simple cost effect alternative to refrigeration and desiccant dryers.

Available in 6 sizes, the membrane dryer is compatible with the modular P3X air preparation series which can easily be connected to the P3X filters providing a clean dry air system at the point-of-use.

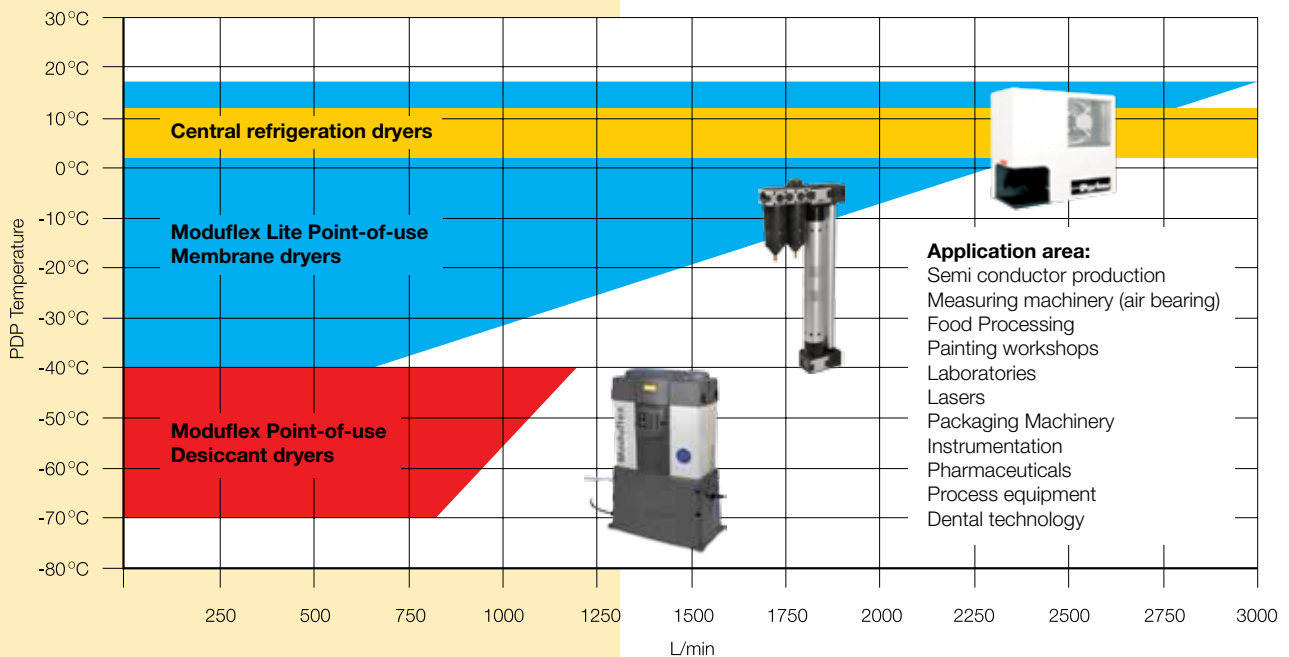


**Advantages of the P3X Series Membrane Dryers**

- Dried compressed air is immediate
-  No electrical connection necessary
- Suitable for hazardous areas
-  No CFC's/FC's
- Compatible with the P3X series modular air preparation series
-  Low pressure drop
- No moving parts
- No drying medium required
- Low purge air usage
- Low operating costs



**Dryer types with PDP reduction & flow values**



## P3X Series Membrane Dryers

- Removes water vapour & lowers the PDP
- Compact design
- No electrical connections necessary
- Suitable for hazardous environments
- No moving parts
- Maintenance & wear free
- No change in air consumption
- Low pressure drop less than 0.1 bar
- Minimal purge air consumption
- Modular design - compatible with the P3X air prep series



### Membrane dryer

Port size	Size	Description	Order Code
G1/2	10	Membrane dryer with return tube	<b>P3XJA14CA1N</b>
G1/2	15	Membrane dryer with return tube	<b>P3XJA14CB1N</b>
G1/2	20	Membrane dryer with return tube	<b>P3XJA14CC1N</b>
G1/2	25	Membrane dryer with return tube	<b>P3XJA14CD1N</b>
G1/2	35	Membrane dryer serial type	<b>P3XJA14CE1N</b>
G1/2	50	Membrane dryer serial type	<b>P3XJA14CF1N</b>



**Note:** For NPT threaded connections replace the 6th digit from **1** to **9** i.e. P3XJA**9**4CA1N

### Wall mounting bracket kit

Order Code

**P3XKA00MWD** Top & bottom wall mounting bracket

**Note:**

For optimum system performance and maintenance free conditions, Parker recommend the dryer is preceded with a 5 micron and 0.01 coalescer filter from the P3X series.

### Complete Filter / Dryer System combinations available on request



F + Fc + MD



F + Fc + MD + R



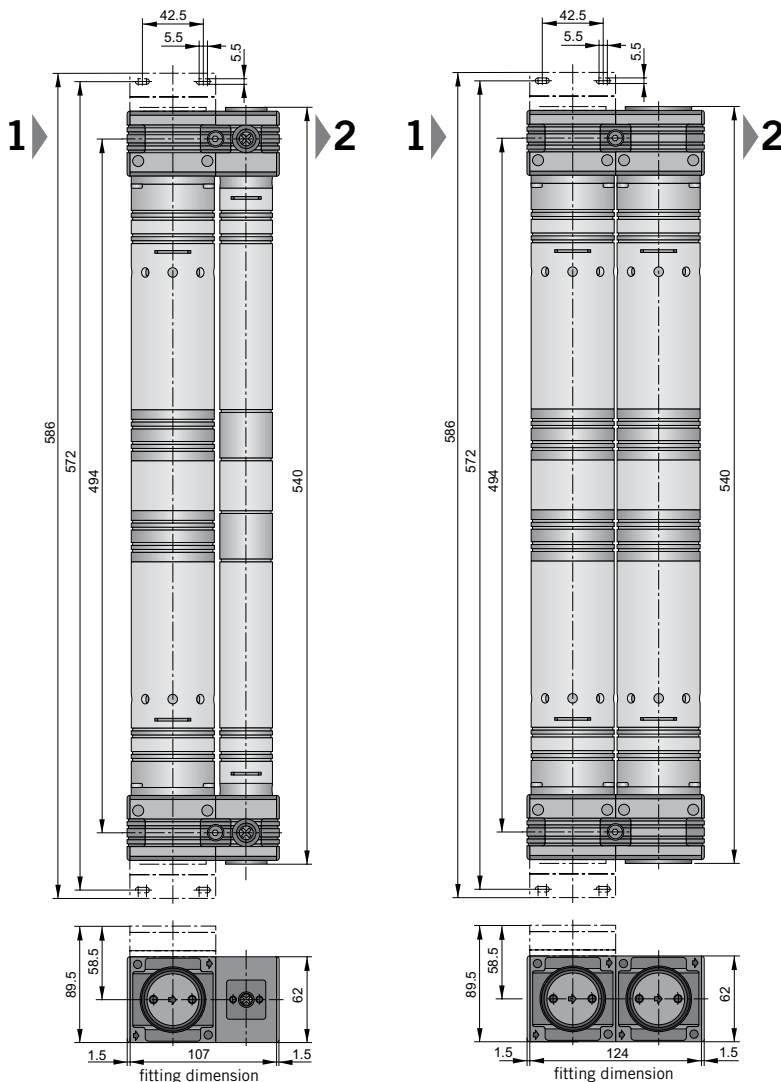
F + Fc + MD + R + Fa

**Technical Information**

		Size 10	Size 15	Size 20	Size 25	Size 35	Size 50
Port size		G1/2	G1/2	G1/2	G1/2	G1/2	G1/2
Medium and Ambient temperature	$\vartheta_{min}$ °C	+2	+2	+2	+2	+2	+2
	$\vartheta_{min}$ °C	+60	+60	+60	+60	+60	+60
Weight (kg)		3.3	3.3	3.3	3.3	4.2	4.2
Operating pressure range	$P_{min}$ bar	5	5	5	5	5	5
Input	$P_{max}$ bar	16	16	16	16	16	16
Maximum flow	$Q_{max}$ l/min	560	840	1120	1400	1960	2800
	$Q_{max}$ m <sup>3</sup> /h	33.6	50.4	67.2	84	117.5	168
Nominal flow	$Q_{max}$ l/min	167	250	333	417	583	833
	$Q_{max}$ m <sup>3</sup> /h	10	15	20	25	35	50
Purging air requirement	%	ca. 10	ca. 10	ca. 10	ca. 10	ca. 10	ca. 10
Pressured drop	$\Delta p$ bar	0.02-0.05	0.02-0.05	0.02-0.05	0.02-0.05	0.06	0.12

**P3XJA14CA1N  
P3XJA14CB1N  
P3XJA14CC1N  
P3XJA14CD1N**

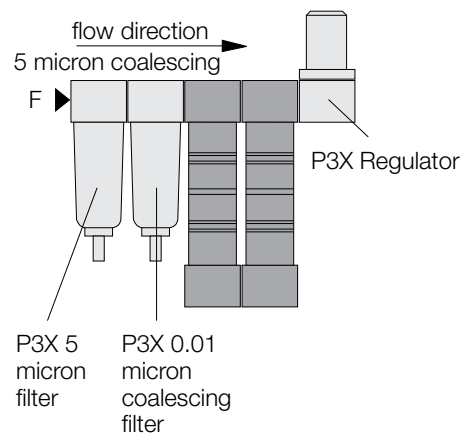
**P3XJA14CE1N  
P3XJA14CF1N**



- Compact
- Immediate dry air delivery
- No electric power supply required
- Minimal purge air consumption
- Low pressure drop
- No change in air composition

**Mounting Instructions**

Recommended mounting sequence



Dimensions in mm

### Selection Criteria

To correctly select the dryer best suited for your application, the following information is required to ensure optimum performance and trouble free operation.

- Maximum inlet pressure dew point ( °C )
- Outlet PDP ( °C )
- Working pressure (bar)
- Maximum inlet flow rate (m<sup>3</sup>/h)

### Conversion factor for calculation of corrected flow rate

Operating pressure range p (bar)	5	6	7	8	9	10	11	12	13	14	15	16
Conversion factor f <sub>p</sub>	0.57	0.78	1.0	1.21	1.42	1.64	1.85	2.06	2.28	2.49	2.70	2.92

### Working Example:

Selecting a dryer with an inlet pressure dew point of 35°C, a PDP reduction of 35K with a working / operating pressure of 6 bar and an inlet flow of 11 m<sup>3</sup>/h.

#### Step 1

From the correction factor table select the required pressure (6 bar) and read below the corrected factor value (0.78)

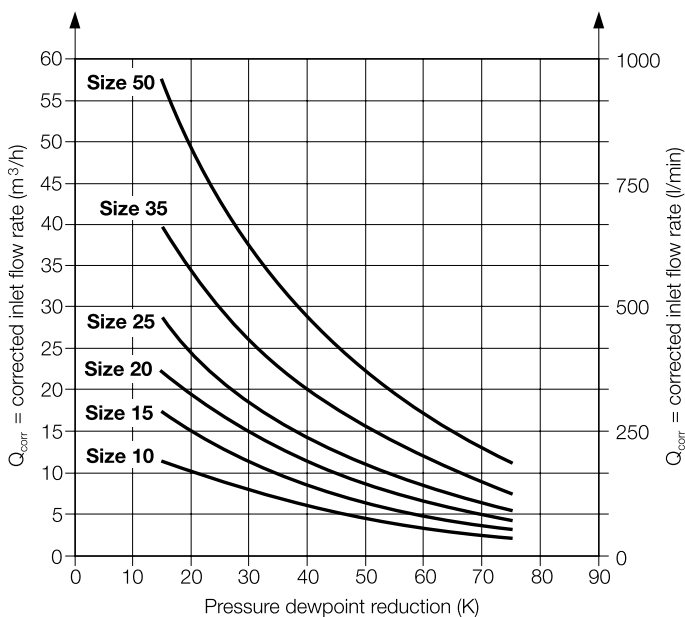
#### Step 2

To adjust the flow for your application, divide the required flow by the 0.78 correction factor

$$\text{Sizing capacity} = \frac{\text{Actual flow}}{\text{Correction factor}} = \frac{11 \text{ m}^3/\text{h}}{0.78} = 14.1 \text{ m}^3/\text{h}$$

#### Step 3

Plot the values on the selection graph (below). Where the dew point reduction value of 35K intersects with the corrected flow value of 14.1 m<sup>3</sup>/h, select the dryer flow curve which is equal or above the intersection point. For example: the optimum dryer would be **size 25 (P3XJA14CD1N)**



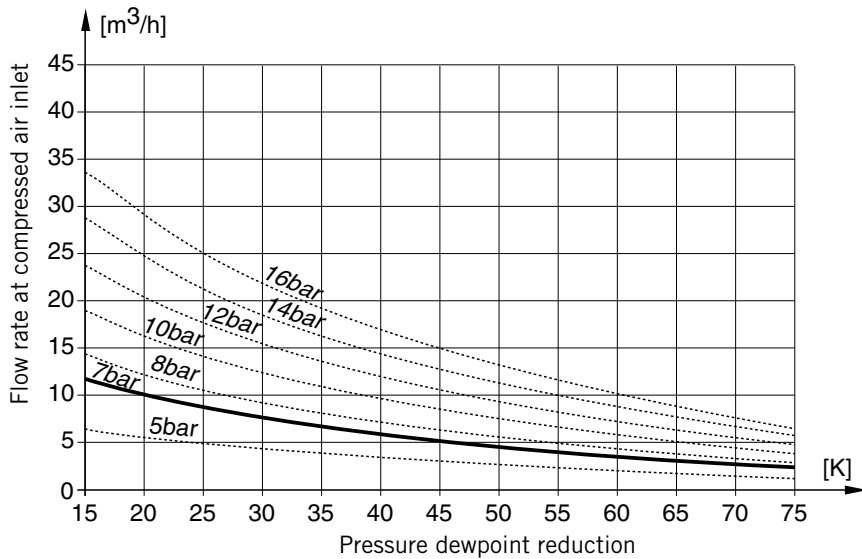
# P3X Series Membrane Dryers

## Membrane dryers

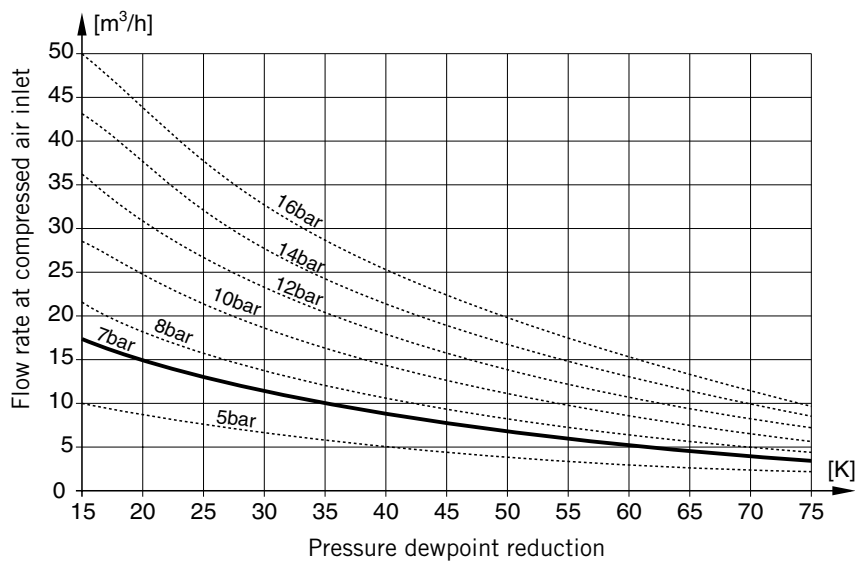
P3X Series - G1/2

Flow rate in relation to pressure dewpoint reduction and inlet pressure.

### P3XJA14CA1N (Size 10)



### P3XJA14CB1N (Size 15)



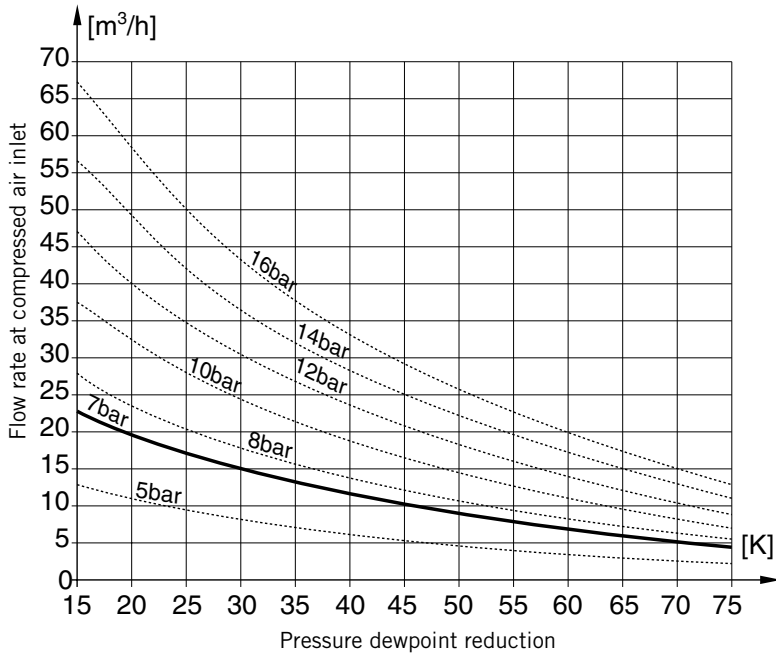


**Membrane dryers**

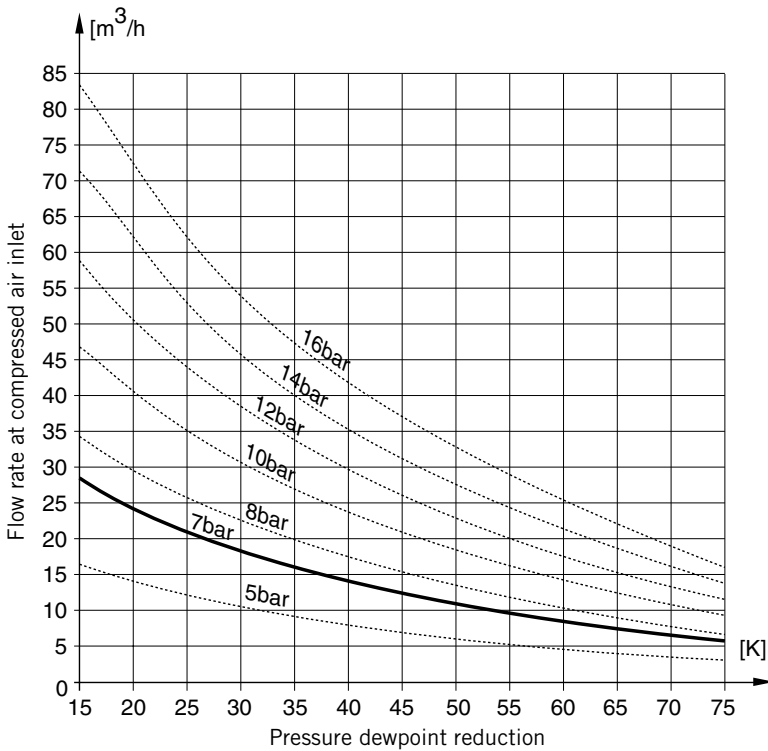
P3X Series - G1/2

Flow rate in relation to pressure dewpoint reduction and inlet pressure.

**P3XJA14CC1N (Size 20)**



**P3XJA14CD1N (Size 25)**



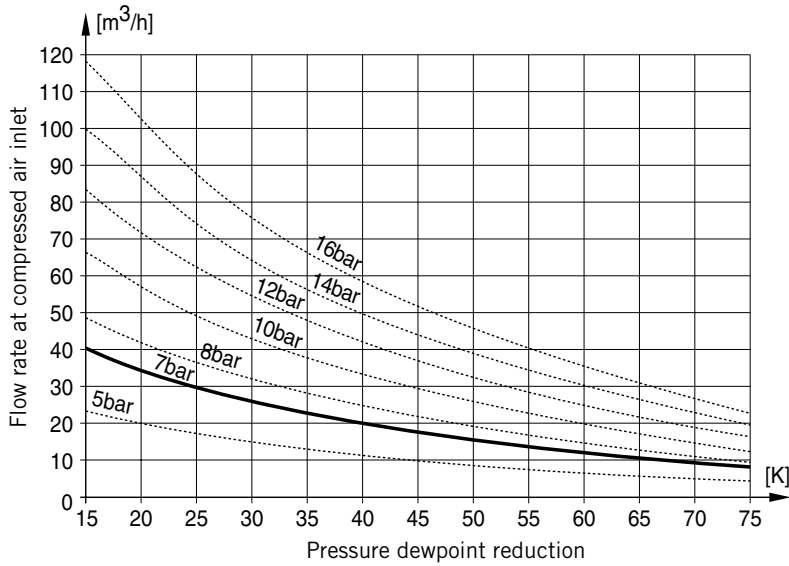
## P3X Series Membrane Dryers

### Membrane dryers

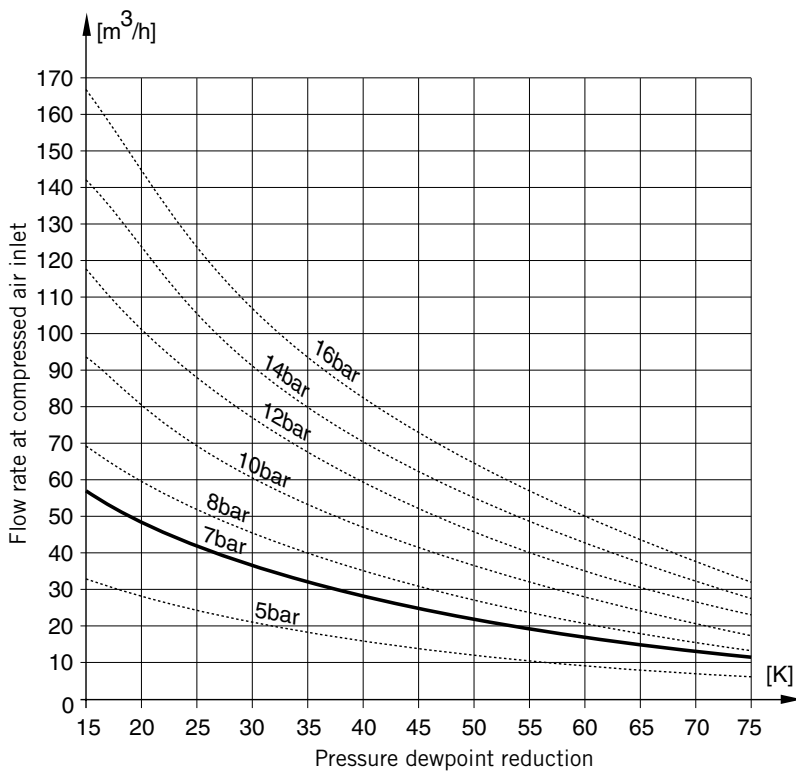
P3X Series - G1/2

Flow rate in relation to pressure dewpoint reduction and inlet pressure.

#### P3XJA14CE1N (Size 35)



#### P3XJA14CF1N (Size 50)



## P3X - Moduflex Lite Air Preparation System

# Nano Mist

**Simple. Convincing in the Details.**

**There are innovations that bring selective improvements.  
And then there are real innovations. Innovations that set new standards.  
Like the new Parker Moduflex Lite series.**

The Moduflex Lite FRL system is constructed from ultra light weigh technopolymers instead of the traditional aluminium or zinc die cast, this means that is up to 45% lighter than conventional units. This non-metal construction also means that the Moduflex Lite is corrosion free enabling it to be used in harsh industrial environments where anti freeze or aggressive synthetic oils are present.

The use of technopolymers in the design of Moduflex Lite has facilitated a universal body design, this has resulted in reducing the number of variants required to cover the full spectrum of applications. This can dramatically lower logistic costs and simplify stock holding for customers making the Moduflex Lite a very cost effective solution.



### **New Nano Mist Technology, New Lubricator Concept. Self-Adjusting.**

With conventional lubricators, only the oil volume per time unit can be adjusted. If the demand changes, the quantity dispensed still remains constant.

The Moduflex Lite lubricator concept sets new benchmarks here. For the first time, the oil volume is automatically adjusted to the flow rate. This ensures that there is neither too little nor too much oil in the system, which leads to clear economic and ecological advantages. In addition, with conventional systems, the distance between the lubricator and the equipment has to be less than 8 meters. With larger distances, the dispensed oil is deposited as a wall flow.

The new lubricator principle of the Moduflex Lite allows for distances of up to 40 meters. This opens up new scope for the design of even more efficient production systems.



# Parker Worldwide

**AE – UAE, Dubai**  
Tel: +971 4 8127100  
parker.me@parker.com

**AR – Argentina, Buenos Aires**  
Tel: +54 3327 44 4129

**AT – Austria, Wiener Neustadt**  
Tel: +43 (0)2622 23501-0  
parker.austria@parker.com

**AT – Eastern Europe, Wiener Neustadt**  
Tel: +43 (0)2622 23501 900  
parker.easteurope@parker.com

**AU – Australia, Castle Hill**  
Tel: +61 (0)2-9634 7777

**AZ – Azerbaijan, Baku**  
Tel: +994 50 2233 458  
parker.azerbaijan@parker.com

**BE/LU – Belgium, Nivelles**  
Tel: +32 (0)67 280 900  
parker.belgium@parker.com

**BR – Brazil, Cachoeirinha RS**  
Tel: +55 51 3470 9144

**BY – Belarus, Minsk**  
Tel: +375 17 209 9399  
parker.belarus@parker.com

**CA – Canada, Milton, Ontario**  
Tel: +1 905 693 3000

**CH – Switzerland, Etoy**  
Tel: +41 (0)21 821 87 00  
parker.switzerland@parker.com

**CL – Chile, Santiago**  
Tel: +56 2 623 1216

**CN – China, Shanghai**  
Tel: +86 21 2899 5000

**CZ – Czech Republic, Klecany**  
Tel: +420 284 083 111  
parker.czechrepublic@parker.com

**DE – Germany, Kaarst**  
Tel: +49 (0)2131 4016 0  
parker.germany@parker.com

**DK – Denmark, Ballerup**  
Tel: +45 43 56 04 00  
parker.denmark@parker.com

**ES – Spain, Madrid**  
Tel: +34 902 330 001  
parker.spain@parker.com

**FI – Finland, Vantaa**  
Tel: +358 (0)20 753 2500  
parker.finland@parker.com

**FR – France, Contamine s/Arve**  
Tel: +33 (0)4 50 25 80 25  
parker.france@parker.com

**GR – Greece, Athens**  
Tel: +30 210 933 6450  
parker.greece@parker.com

**HK – Hong Kong**  
Tel: +852 2428 8008

**HU – Hungary, Budapest**  
Tel: +36 1 220 4155  
parker.hungary@parker.com

**IE – Ireland, Dublin**  
Tel: +353 (0)1 466 6370  
parker.ireland@parker.com

**IN – India, Mumbai**  
Tel: +91 22 6513 7081-85

**IT – Italy, Corsico (MI)**  
Tel: +39 02 45 19 21  
parker.italy@parker.com

**JP – Japan, Tokyo**  
Tel: +81 (0)3 6408 3901

**KR – South Korea, Seoul**  
Tel: +82 2 559 0400

**KZ – Kazakhstan, Almaty**  
Tel: +7 7272 505 800  
parker.easteurope@parker.com

**MX – Mexico, Apodaca**  
Tel: +52 81 8156 6000

**MY – Malaysia, Shah Alam**  
Tel: +60 3 7849 0800

**NL – The Netherlands, Oldenzaal**  
Tel: +31 (0)541 585 000  
parker.nl@parker.com

**NO – Norway, Asker**  
Tel: +47 66 75 34 00  
parker.norway@parker.com

**NZ – New Zealand, Mt Wellington**  
Tel: +64 9 574 1744

**PL – Poland, Warsaw**  
Tel: +48 (0)22 573 24 00  
parker.poland@parker.com

**PT – Portugal, Leca da Palmeira**  
Tel: +351 22 999 7360  
parker.portugal@parker.com

**RO – Romania, Bucharest**  
Tel: +40 21 252 1382  
parker.romania@parker.com

**RU – Russia, Moscow**  
Tel: +7 495 645-2156  
parker.russia@parker.com

**SE – Sweden, Spånga**  
Tel: +46 (0)8 59 79 50 00  
parker.sweden@parker.com

**SG – Singapore**  
Tel: +65 6887 6300

**SK – Slovakia, Banská Bystrica**  
Tel: +421 484 162 252  
parker.slovakia@parker.com

**SL – Slovenia, Novo Mesto**  
Tel: +386 7 337 6650  
parker.slovenia@parker.com

**TH – Thailand, Bangkok**  
Tel: +662 717 8140

**TR – Turkey, Istanbul**  
Tel: +90 216 4997081  
parker.turkey@parker.com

**TW – Taiwan, Taipei**  
Tel: +886 2 2298 8987

**UA – Ukraine, Kiev**  
Tel: +380 44 494 2731  
parker.ukraine@parker.com

**UK – United Kingdom, Warwick**  
Tel: +44 (0)1926 317 878  
parker.uk@parker.com

**US – USA, Cleveland**  
Tel: +1 216 896 3000

**VE – Venezuela, Caracas**  
Tel: +58 212 238 5422

**ZA – South Africa, Kempton Park**  
Tel: +27 (0)11 961 0700  
parker.southafrica@parker.com

## European Product Information Centre

Free phone: 00 800 27 27 5374

(from AT, BE, CH, CZ, DE, EE, ES, FI, FR, IE, IL, IS, IT, LU, MT, NL, NO, PT, SE, SK, UK)

